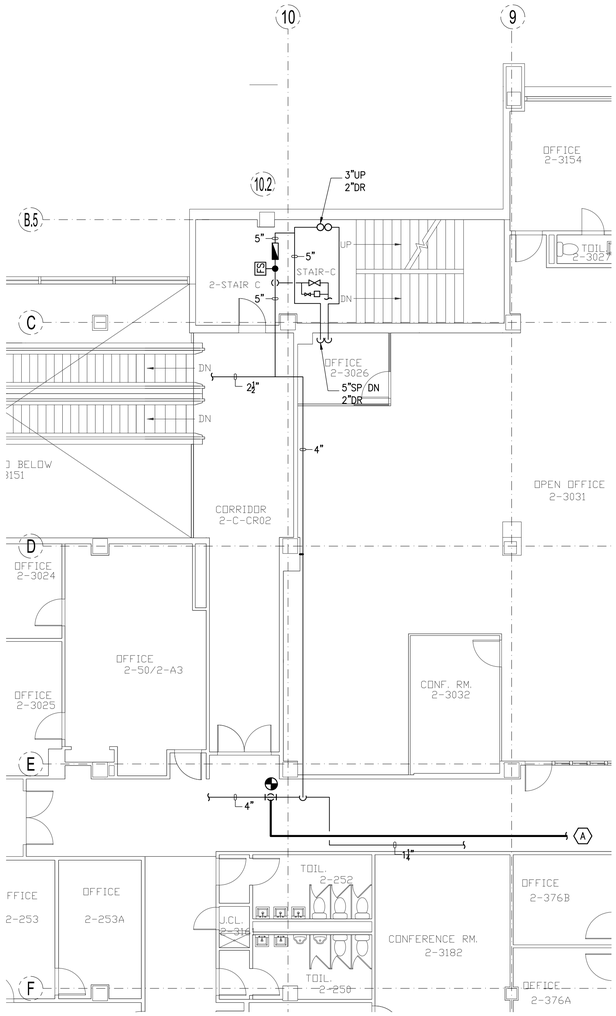

1 SPRINKLER 2ND FLOOR PART PLAN
SCALE: 1/8"=1'-0"

PIPE SCHEDULE TABLE:

BRANCH LINE SIZE	
1 IN.	2 SPRINKLERS
1 1/4 IN.	3 SPRINKLERS
1 1/2 IN.	5 SPRINKLERS
2 IN.	6-10 SPRINKLERS
2 1/2 IN.	11-30 SPRINKLERS

GENERAL NOTES:

SPRINKLER BRANCH PIPING WITHOUT PIPE SIZE TAG SHALL BE 1" UNLESS OTHERWISE NOTED.

ALL CONCEALED HEADS SHALL BE PLACE IN THE CENTER OF CLG. TILES.

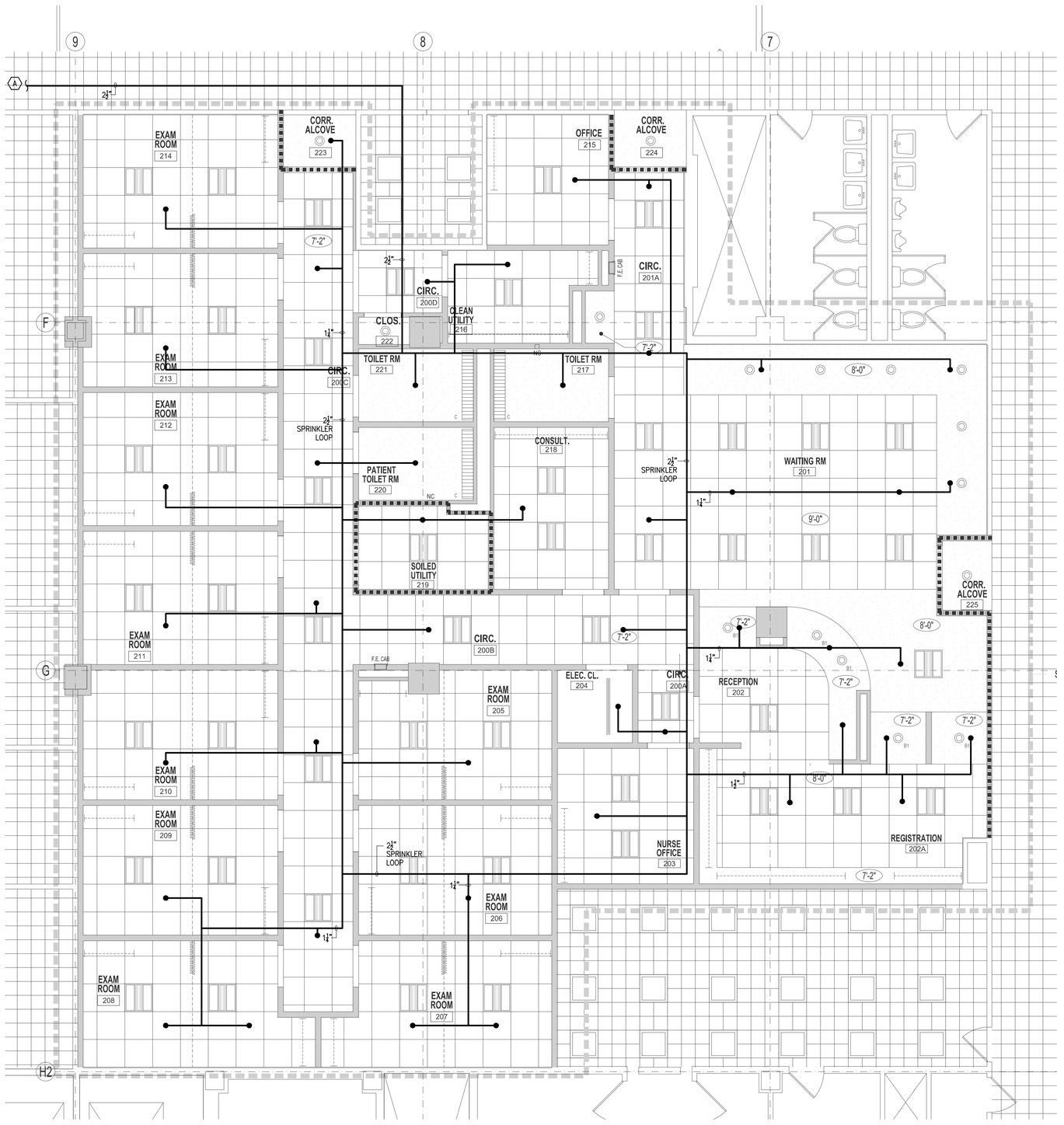

2 SPRINKLER 2ND FLOOR PART PLAN
SCALE: 1/4"=1'-0"

THIS PLAN IS APPROVED ONLY FOR WORK INDICATED ON THE APPLICATION SPECIFICATION SHEET. ALL OTHER MATTERS SHOWN ARE NOT TO BE RELIED UPON, OR TO BE CONSIDERED AS EITHER BEING APPROVED OR IN ACCORDANCE WITH APPLICABLE CODES.

DOB EMPLOYEE STAMPS AND SIGNATURES:

DOB BSCAN STICKER:

REVISION	DATE	REASON FOR ISSUE
	06-25-2012	ISSUED TO DOB

KEY PLAN :

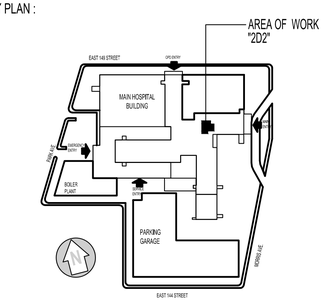

CLIENT: NEW YORK CITY HEALTH AND HOSPITALS CORPORATION

CLIENT: LINCOLN MEDICAL AND MENTAL HEALTH CENTER
234 East 149th Street, Bronx, New York 10451

ARCHITECT: M J C L Architects, PLLC
1416 Avenue M, Brooklyn, NY 11230
Tel. : (718) 339-3390 Fax : (718) 339-3642

ENVIRONMENTAL ENGINEERING CONSULTANT: Lilker Associates Consulting Engineers, PC
1001 Avenue of the Americas, New York, NY 10018
tel 212.695.1000 fax 212.695.1299 www.lilker.com

PROJECT: NEW CLINIC RENOVATION AT SECOND FLOOR
234 East 149 Street Bronx, NY 10451

DRAWING: SECOND FLOOR SPRINKLER PLAN

SCALE : 1/4"=1'-0"
DRAWN BY : -
CHECKED BY : PF
DATE : 09-06-2011
JOB # : 21115.00

DRAWING # : SP-100.00

Filename: F:\L2680 - Lincoln Medical Cnt Specialty Clinic\DWGS\FireProtection\L2680 SP-100.00_2nd Fl.dwg User: Luisa Alvan Plot Date: 6/27/2012 12:18 PM